

# BRAG BUCKET

Create a Brag Bucket. Come up with a list of tasks that involve serving others. Some suggested tasks are: setting the table, folding clothes, washing dishes, doing one chore for another family member, vacuuming, washing the car, cleaning another family member's room, making all the beds. Anytime one of the family is caught bragging about something he or she has to take one of the tasks from the bucket. A person will be judged to be bragging if he or she does not give credit to those who helped, does not thank God for making him or her able to do it, and does not speak in a humble tone.

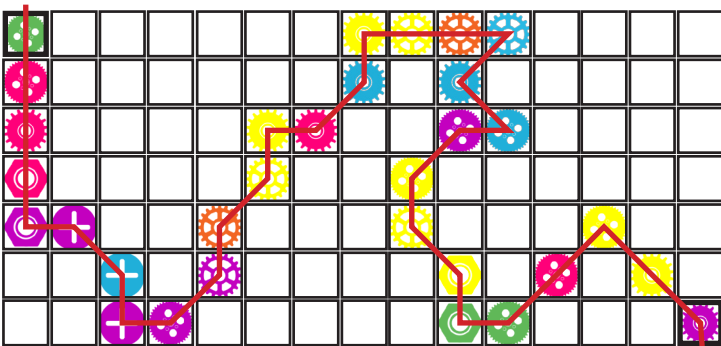
**BIBLE LESSON**  
Life of Joseph  
Genesis 37 and 39 - 46

**MAIN POINT**  
I Will Be Humble!

To watch this week's Leadership Lesson online, go to:

 **LeadershipForKids.tv**  
making good kids into great leaders

MATCH AND SLIDE



CONNECT THE CIRCUITS

**HUMILITY**



**I WILL BE HUMBLE!**


Lesson 2



# MATCH AND SLIDE

Find your way to the finish box by linking the same color **OR** same shape gears.  
You can move up, down, side to side and diagonally.

START!




ANSWERS ON BACK

FINISH!

# CONNECT THE CIRCUITS

Wedge and Kate are trying to decode this week's Leadership Point.  
Help them by connecting the same colored circuits.



ANSWERS ON BACK