

# WHO IS THE BOSS OF ME?

Put each family member's name on a notecard or scrap of paper. Put some simple actions and commands on some other notecards or scraps of paper. Suggested actions are: do a silly dance, do ten jumping jacks, do five push-ups, do five sit ups, and sing a song. Each person takes a turn being the Boss. He or she draws a card from the pile of names. If the Boss draws his or her own name, the Boss will draw a second card. The Boss then draws an action card and tells the family member whose name was drawn to do that action. The family member says "You are the boss of me," and does the action.

When everyone has had a turn being the boss, talk to your family about authority. There will be times when others are put in charge of us. When someone is in charge of us, we need to listen and obey.

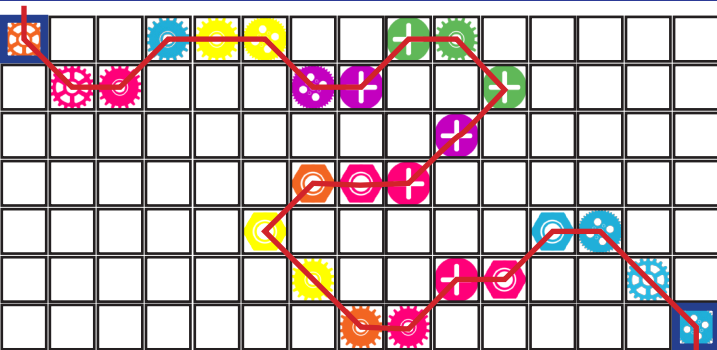
**MAIN POINT**  
I Will Listen  
To Authority!

**BIBLE LESSON**  
Samuel Hears God.  
*1 Samuel 3*

To watch this week's Leadership Lesson online, go to:

 **LeadershipForKids.tv**  
making good kids into great leaders

MATCH AND SLIDE



CONNECT THE CIRCUITS

**OBEEDIENCE**



**I WILL LISTEN  
TO AUTHORITY!**


Lesson 3



# MATCH AND SLIDE

Find your way to the finish box by linking the same color **OR** same shape gears.  
You can move up, down, side to side and diagonally.

**START!**

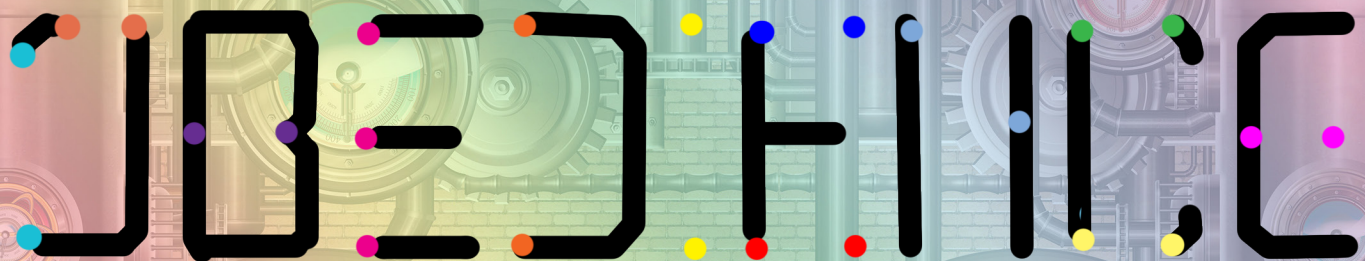


ANSWERS ON BACK

**FINISH!**

# CONNECT THE CIRCUITS

Wedge and Kate are trying to decode this week's Leadership Point.  
Help them by connecting the same colored circuits.



ANSWERS ON BACK