



Lesson 8

Lesson Goal: The children will learn that we have reason to worship God no matter what our circumstances are. We should worship God when things are going well and we should worship God when things are not going well.

Main Point: I Will Worship God In Good Times And Bad Times!

Bible Story: The story of Job (Job)

Memory Verse: Psalm 68:19 "Praise the Lord; praise God our savior! For each day he carries us in his arms." NLT

WHAT IS THE PURPOSE OF THESE ACTIVITIES?

Roadie Challenge (Weekly General Opening Activity)

This activity will teach the children the Main Point through a series of roadie-themed challenges and games.

Human Keyboard (Weekly General Opening Activity)

This activity will help the children memorize the Main Point through a music-themed game.

Skit and Bible Story (Large Group Activity)

This Skit and Bible Story will teach the children that we have reason to worship God no matter what our circumstances are. We should worship God when things are going well and we should worship God when things are not going well.

Bible Verse Music Code (Weekly Small Group Activity)

This activity will show the children that the Bible teaches us to worship God in good times and in bad times.

Frame By Frame (Weekly Small Group Activity)

This activity will help the children review the content of the Bible Story.

Make Some Noise (Weekly Small Group Activity)

This craft activity will give the children a chance to make their own instruments to help them worship God.

Even On Your Worst Day (Small Group Activity)

This activity will help the children see how they can worship God even when they are having a very bad day.

Good But Not Great (Small Group Activity)

This object lesson will show the children that even when things don't go according to plan, we can still worship God.

Tougher And Tougher (Small Group Activity)

This activity will remind the children that when things in life get hard, we shouldn't give up or get discouraged. We should take that time to focus on God and worship Him.

Build A Rock Song (Review Game Activity)

This is a strategic time to review and reinforce the content of the lesson.

Center Stage

LESSON 8: I WILL WORSHIP GOD IN GOOD TIMES AND BAD TIMES!

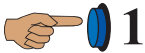
Single Teacher version - "Watch and Train" DVD

Watching Bible Story and Skit on DVD

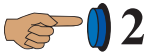


Purpose Statement: This Skit and Bible Story will teach the children that we have reason to worship God no matter what our circumstances are. We should worship God when things are going well and we should worship God when things are not going well.

Materials/Props Needed: None.



- Lead the children through the opening activity "Roadie Challenge" or "Human Keyboard."



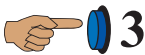
- Begin Worship Time.

Note: For this lesson use Sound Track CD # 2.



TEACHER

(CD Track # 1) Hello, everyone, and welcome to the final concert of Cloud 9! We've certainly learned a lot on this tour. We've learned that God is the only One who is worthy of our worship and we've learned all the different ways that we worship Him. We worship God when we sing to Him, when we pray to Him, when we serve Him, when we give, when we love others, and when we obey Him. And right now I want us all to worship God by singing to Him along with Cloud 9. Take it away Nate!

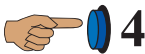


Note: Play "Song 1" Video chapter # 3.

Teacher leads the children in singing the song.


TEACHER

Since this is the last show I was a little worried that you, the fans, might not be as energetic as you've been for the rest of the tour. I'm happy to say that I was wrong. Great job, everyone! So far we've been learning how we worship, but this week is different. This time we are learning about *when* we should worship. When things are going great in our lives and we're having a good day, we need to take time to worship God and not just focus on ourselves. However, when things are going pretty rough and we're having a bad day, we need to take time to worship God then, too. We should worship God in good times and bad times. And that's the Main Point that Nate wanted me to share with you: **I Will Worship God In Good Times And Bad Times!** Let's shout this loud enough to remember it forever! Everybody up!



The Teacher leads the children by first demonstrating the Main Point with motions. These motions should be similar to

1



2



3



4

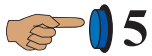


Center Stage

cheerleader-type hand motions. The Teacher can make up the motions or have the children help come up with them. Once everyone has gone over the Main Point have the children repeat it with motions two or three times.

TEACHER

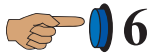
I'm going to miss that loud shouting when this tour is over. Great job everyone! Worshiping God when things are good is usually a lot easier than worshiping God when things are bad. But those are the moments when we really need to focus on God. Worshiping God will even help us to get through those dark times. And I don't know if anyone had a better understanding of hard times than Job from the Old Testament. The band's road pastor told them this story earlier this week. I know he'd want the fans to hear it as well. If you brought your Bibles, open them up and turn to Job, chapter 1. You'll be able to follow along with the story.



Note: Play "Bible Story Video" chapter # 5.

TEACHER

Wow! Job worshiped God when he had everything, but he also worshiped God when he had nothing. That's awesome! And we need to be the same way. Our love and worship of God needs to be more important than our circumstances. Here is a Bible Verse that I think does a great job of summing up this idea. Listen to this:

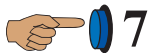


Psalms 68:19 "Praise the Lord; praise God our savior! For each day he carries us in his arms." NLT

TEACHER

I really like this verse because it reminds me that no matter what happens, we should worship God because He is right there with us looking out for us. And believe it or not, those rough times can even pop up on a concert tour when you're part of a worship band.

In fact, I think Kate Lately had a rough patch this past week. I think we have some backstage footage of what occurred. Watch this:



Note: Play "Skit Video" chapter # 7.

TEACHER

That's too bad that Kate's album and tour got cancelled, but I am glad she'll be an official member of Cloud 9. And I think that it's even better that she understands that worship isn't really about what's happening to us. It's about who we serve. Whether times are good or times are bad, we should worship God. *(looks at watch)* Speaking of which, ladies and gentlemen...it is time! We are about to enjoy the final performance of Cloud 9 on this

5



6

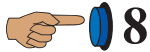


7



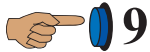
Center Stage

concert tour. We need your help to make this great so everyone please stand and worship God with us.



Note: Play “Worship Concert” Video chapter # 8.

The Teacher leads the children in singing the songs and then begins the offering time.



OFFERING



TEACHER

(CD Track # 5) Come on, everyone, let’s hear it for Cloud 9 and that great performance! *(gives the children a few moments to clap and cheer)* I also want to thank all of you for worshiping with us. We’re going to continue to worship God with our offering. Let’s pray.

Lead the children in prayer. If you want to, include elements of the lesson you are teaching today. For instance, today we are talking about how we should worship God no matter what our situation is. So you might say, “God, we know that life will not always be easy. Please give us the strength to focus on You and worship You even when times are hard. Amen.” Take up the offering.



TEACHER



(CD Track # 1) Thanks, everyone. Even though the concert tour is over, and even though we just took up our offering and prayed, our time of worship isn’t over. We’re going to our Small Group time right now and we’re going to learn more about worshiping God in good times and bad times. See you when you get back.

Note: If you are teaching this lesson in a classroom, you will also be the Small Group Leader teaching the children during the Small Group Time.



SMALL GROUPS

Teacher greets children as they return from Small Groups.

TEACHER



Now that everyone is back, I think we should review what we’ve been talking about today on the tour. Let’s play our review game and Build A Rock Song!


Note: Lead the children through the questions. Hit “play” when a child has given you the right answer. Have the children get up and dance at the end.

CLOSING

8



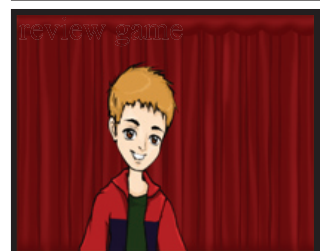
9



10



11



Center Stage



TEACHER

(CD Track # 1) Whew, I'm glad that the band is back together. It would have been a shame to end the tour without all of them here. Thank you all so much for finishing this tour with us. I hope you've all learned a lot about worship. And don't forget our Main Point: **I Will Worship God In Good Times and Bad Times!** See you next week as we kick off a brand new series.



Center STAGE

Even On Your Worst Day

Lesson 8 - I Will Worship God In Good Times And Bad Times!
Small Group Activity

Purpose: This activity will help the children see how they can worship God even when they are having a very bad day.

Description: The children will help make up a story by filling in the blanks.

Materials Needed: For this activity you will need this help sheet, a large easel pad of paper or a white board and marker, and a copy of "The Worst Day Lesson 8" story from the Lesson Materials CD-ROM. For each child you will need a pencil and a copy of "The Worst Day Lesson 8" from your CD-ROM.

Note: For younger children print out the story on a large poster or write it out on a whiteboard with the blanks. Write in the suggestions that the children give as you go.

To introduce the activity say:

1. Can you imagine the worst day ever? (Yes.)
2. What are some of the things that might happen on the worst day? (*My shoes get lost, my doll gets broken.*)
3. Today we are going to make up a story together about one of the worst days ever.

For detailed instructions on how to do the activity see the DVD.

To lead the activity say:

1. I have a story with blank spaces, and we are going to work together to fill in the blanks.
2. We'll need to start at the top and take turns filling in the blanks.
3. Please do not shout out your answer.
4. You will need to wait until your turn to suggest something for a blank space.
5. Work with a partner to think of something horrible that could happen for each blank.

Continued on page 2

Center STAGE

Continued from page 1

Note: Pass out The Worst Day stories and the pencils to the children.

6. I'm going to read the first part of the story and then we will take turns filling in the blanks.
7. We will go around the room and everyone will have a turn.
8. If you and your partner cannot think of something that might happen, say "pass", and we will come back to you.

Note: Go around the room filling in the blanks. Be prepared with a couple of suggestions to get the ideas flowing. Keep going until the story is completed. Make sure everyone has at least one turn to fill in a blank.

9. We finished! Good job! Everyone got a chance to think of something that could happen on the worst day ever.
10. Now let's read the whole story.

Note: Read the whole story out loud.

11. Wow!!! That sounded like the worst day ever! Would you like to have that day? (No!)

After the activity say:

1. Do you remember our Bible Story about Job? (Yes, no.)
2. What are some of the horrible things that happened to him? (His children died, he lost everything.)
3. Even though all those horrible things happened to Job, he still chose to worship God.
4. We always have a choice to worship God or not worship God.
5. We always have a choice to have a bad attitude or to look for the reasons we can worship God.
6. What are some of the reasons the person in our story could have chosen to worship God? (Didn't die, didn't lose the house, still had family.)

Closing statement: We are all going to have bad days. But today you were able to think up reasons why we should still worship God. Remember those reasons the next time you have a bad day.



"The Worst Day"

Lesson 8

On Wednesday you wake up to go to school, but suddenly _____.

On your way downstairs to breakfast you notice that _____.

Your mom fixed breakfast for you, but _____.

After breakfast you grab your school bag, and head out the door for school. But on your way to school, the bus driver _____.

First thing after you get to school _____.

Right off the bat your teacher _____.

After that mess, your class goes to gym time. During gym _____.

After gym it's lunch time. But during lunch _____.

After lunch you head back to your class, but in the hallway _____.

After you get back to your class you notice _____.

When school is finally over you get in line to go to the bus, but _____.

You know this day will never end! Everyone climbs up into the bus, and then _____.

Finally, you get dropped off and walk up to your door. You open the door and _____.

Mom makes sure you get started on your homework right after a snack. You pull out your books and realize _____.

At dinner your dad says _____.

After dinner time, you parents agree to let you watch some tv, but _____.

Mom called for you to get ready for bed, so you _____.

Finally this horrible day was over!
You decide that today must have been your worst day ever.



Center STAGE

Good But Not Great

Lesson 8 - I Will Worship God In Good Times And Bad Times!
Small Group Activity

Purpose: This object lesson will show the children that even when things don't go according to plan, we can still worship God.

Description: The children will decorate cookies or cupcakes with a "second best" color.

Materials Needed: For this activity you will need this help sheet. For every child you will need a cupcake, green frosting, and a way of spreading the frosting. Optional: sprinkles or some other food decoration item. You could also use cookies instead of cupcakes.

Note: Keep the frosting hidden away in a bag or box until you are ready to pull it out.

To introduce the activity say:

1. I have dessert for everyone today!
2. Not only do I have a special dessert, each one of you gets to decorate your own.

For detailed instructions on how to do the activity see the DVD.

To lead the activity say:

1. I found my favorite color of frosting: blue! I am so excited.
2. Each of you will get to put blue frosting on your cupcake!

Note: Pull the tube of frosting out of the bag. Notice that it's NOT blue.

3. This frosting is green! I do not understand! I found blue frosting!
4. I am so sorry, everyone. Blue would have been a lot better.
5. I guess we just have to get rid of everything.

Continued on page 2



Center STAGE

Continued from page 1

6. My whole plan is ruined and it will be awful. I'm just going to have to throw it all out.

Note: Pick up the cupcakes and pretend you will throw them away. The children will obviously protest.

7. You are right. We should not throw away the cupcakes just because the frosting is wrong.

8. The cupcakes are still good.

9. You know, life is sometimes like these cupcakes. Things do not always go as we plan, and sometimes things just go wrong.

10. When that happens we can't let it ruin our whole day.

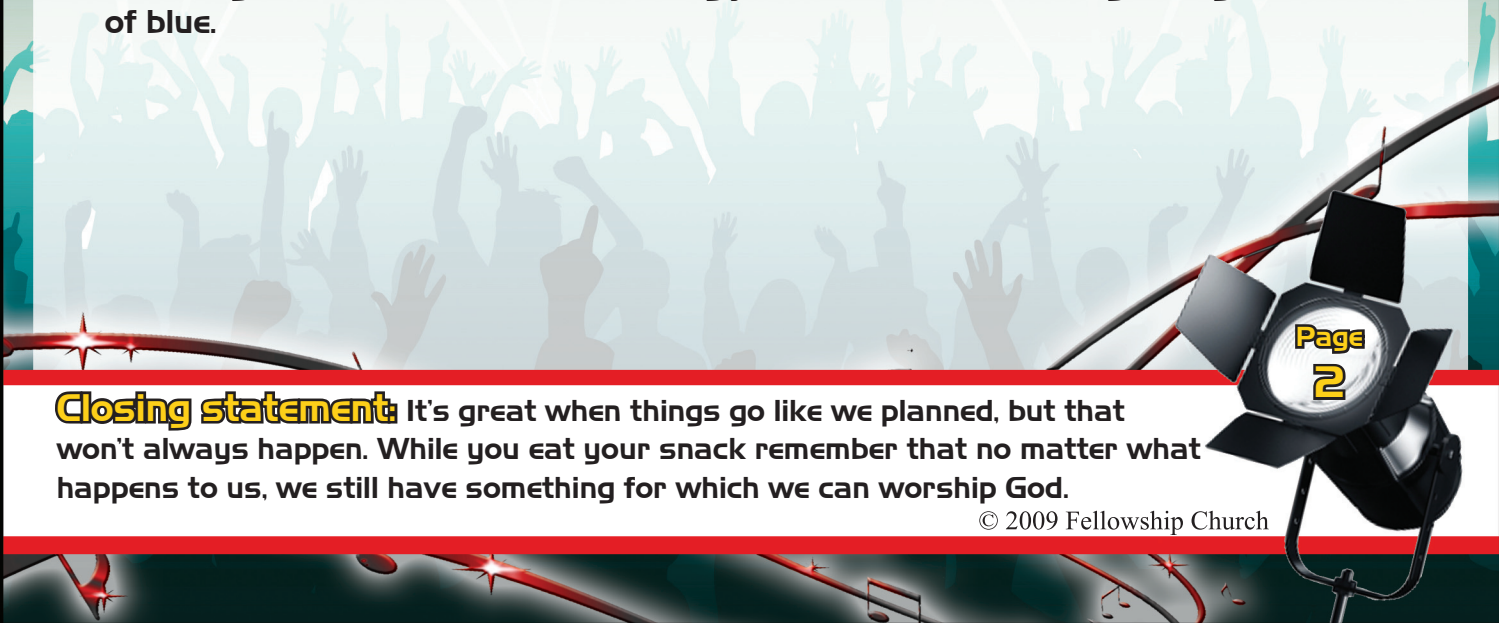
11. We need to focus on the good things and choose to worship God even when things do not turn out like we planned.

12. What are some things we can worship God for in this activity, even though it didn't go as planned? *(We still have cupcakes, we still have the green frosting, we get to enjoy this with each other.)*

After the activity say:

1. Those look so good!

2. I am so glad I did not throw them away just because the frosting was green instead of blue.



Closing statement: It's great when things go like we planned, but that won't always happen. While you eat your snack remember that no matter what happens to us, we still have something for which we can worship God.



Center STAGE

Tougher And Tougher

Lesson 8 - I Will Worship God In Good Times And Bad Times!
Small Group Activity

Purpose: This activity will remind the children that when things in life get hard, we shouldn't give up or get discouraged. We should take that time to focus on God and worship Him.

Description: The children will play a running and movement game and the movements will become tougher as they go.

Materials Needed: For this activity you will need this help sheet and tape.

Note: Before the children arrive, mark out starting lines with tape at one end of the room.

To introduce the activity say:

1. Have you ever heard the phrase, "When the going gets tough, the tough get going"? (Yes, no.)
2. Today we are going to test how tough you are. I am going to divide you into two groups and we will see which group is the toughest.
3. I have some physical challenges for you. You can stop whenever you want. The group with the most people who stay in the longest will be the winner.

For detailed instructions on how to do the activity see the DVD.

To lead the activity say:

1. Everybody, come line up on this tape line.
2. I am going to give you directions and then everyone from both groups is going to perform the actions at the same time.
3. You must wait until I say go!
4. First, I want you to run to the other side of the room, touch the wall, and run back.

Continued on page 2



Center STAGE

Continued from page 1

5. Ready, set, go!

Note: Wait until everyone is back at the line.

6. Good job! We're going to continue playing. Does anyone want to give up? (No.)

7. Now, I want you to run to the other side of the room, touch the wall, come back and do three push ups.

8. Ready, set, go!

Note: Wait until everyone is back at the line and has done their push ups.

9. Excellent! We're going to continue playing the game. Does anyone want to give up? (No, maybe.)

10. Now, I want you to run to the other side of the room, touch the wall, come back, and do five push ups.

11. Ready, set go!

Note: Wait until everyone is back at the line. Continue running and increasing the amount of push ups. You could also add sit ups or jumping jacks. Continue until most of the children have given up. Do not let them become too exhausted before you stop the activity and declare a winner.

After the activity say:

1. Wow! Some of you are determined!
2. You sure worked hard! I'm proud of the way that you kept going.
3. Did you like it as the game got harder and harder? (At first, no.)
4. What are some of the things that you have done that have gotten harder and harder? (Playing soccer, learning music, math.)


Continued on page 3



Center STAGE

Continued from page 2

5. Giving up in this game was not a big deal because there was nothing really important on the line.
6. In our Bible Story, Job was encouraged to give up worshipping God.
7. Would you say that giving up on worshipping God is a big thing or a small thing? (*It is a big thing.*)
8. It is definitely a big thing and we should never give up on worshipping God.



Closing statement: When life seems to be getting more and more difficult, like this activity did, we need to focus more and more on worshipping God. When we do that we can take comfort in knowing that God is with us and cares for us.



Build A Rock Song

Lesson 8 - I Will Worship God In Good Times And Bad Times!
Review Game Activity

Purpose: This is a strategic time to review and reinforce the content of the lesson.

Materials Needed: DVD chapter "Review Game" Lesson 8.

Ask the following questions and then ask for volunteers to answer. If they answer correctly, hit "play" on the DVD.

1. True or false? We should worship God in good times and bad times.
A. True.
B. False.
2. Why should we worship God even when things are bad?
A. Because worship will make God want to fix our problems.
B. Because it takes the focus off of us and puts it on God.
C. Because the bad times will be over a lot quicker.
D. Because worship will cheer us up.
3. Name three ways that you can worship God.
4. In today's Bible Story, why was Job suffering?
A. God was punishing Job.
B. Satan was trying to kill Job.
C. Job had turned his back on God.
D. Satan was trying to get Job to curse God.
5. In today's Bible Story, when did Job worship God?
A. He worshipped God when things were bad.
B. He worshipped God when things were good.
C. He worshipped God when things were good and when things were bad.
D. He worshipped God in the morning.
6. Fill in the blanks. Psalm 68:19 "Praise the Lord; praise God our _____! For each day he carries us in his _____." (NLT)
A. king, hands.
B. savior, arms.
C. protector, arms.
D. friend, heart.